

## HOTSY Rotary Surface Cleaners

These rotary surface cleaners can be used with most hot and cold water washers. They reduce overspray and zebra striping. Great for warehouse floors, sidewalks, pool decks, parking lots, etc.



### Hotsy "Classic" Rotary Surface Cleaner

- 2000 - 4000 PSI
- 212°F
- Portable breakaway handle
- ABS housing
- 19" diameter surface cleaning
- Weight: 28 lbs

4-10 GPM

19" cleaning

### Hotsy "Big Guy" Rotary Surface Cleaner

- 2000 - 4000 PSI
- 212°F
- Powder coated aluminum housing
- Oversized, self lubricating twin thrust bearings
- 28" diameter surface cleaning
- Weight: 48 lbs



4-10 GPM

28" cleaning



### Hotsy "Cyclone" Rotary Surface Cleaner

- 2000 - 3500 PSI
- 200°F
- Polyethylene housing
- Collapsible handle
- Pneumatic tires
- 20" diameter surface cleaning
- Up to 5 gpm
- Weight: 35 lbs

4-10 GPM

20" cleaning

Part No.	Original No.	Description
8.709-205.0	630867	Hotsy "Classic" Rotary Surface Cleaners
8.710-074.0	630853	Hotsy "Big Guy" Rotary Surface Cleaners
8.903-608.0	30-587	Hotsy "Cyclone" Surface Cleaners

## SideWinder Surface Cleaner



2-Year Mfg. Warranty

8.739-432.0

8.739-431.0

- 2000-4000 psi
- 12 GPM max
- 210°F
- Available in collapsible and fixed models
- Available in both black and red
- Heavy duty aluminum handle
- 20" deck
- 19 lbs.

Part No.	Original No.	Description
8.739-431.0	343690	SideWinder 105F Fixed Black
8.739-432.0	343691	SideWinder 105C Collapsible Black

## Whisper Wash Flat Surface Cleaners



- Saves labor, fuel & water
- Eliminates overspray and zebra striping
- Use with conventional pressure washers
- Use with cold or hot water
- Balanced spray bar
- Quick connection
- 2,000 to 4,000 PSI
- 2500 RPM

### Applications:

- Service Stations
- Pool & Patio Decks
- Warehouse Floors
- Loading Docks
- Parking Lots
- Public Facilities
- Restaurants
- Gondolas
- Stadiums
- Marina Docks
- Driveways
- Sidewalks
- School Yards
- And lots more!!

### The "Maxima 36"

- Portable Breakaway Handle
- 212°F
- 4-10 GPM
- 2500 RPM
- Dimensions:
  - Cover: 36"
  - Handle: 77"
- Weight 37 lbs




### Ground Force

- Flip and fold handle
- Choice of 2 or 4 nozzles
- 212°F
- 4-10 GPM
- Rebuildable swivel
- Dimensions: 24" x 60" x 9"
- Weight 29 lbs



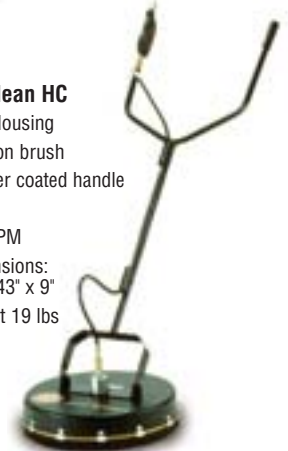
### Ultra Clean WW

- ABS Housing
- Four 3" casters
- Powder coated handle
- 185°F
- 3-6 GPM
- 2500 RPM
- Dimensions: 19" x 43" x 9"
- Weight 23 lbs



### Ultra Clean HC

- ABS Housing
- 2" nylon brush
- Powder coated handle
- 185°F
- 3-6 GPM
- Dimensions: 16" x 43" x 9"
- Weight 19 lbs



Part No.	Original No.	Description
8.710-089.0	343636	Maxima 36
8.710-076.0	343608	Ground Force
8.710-072.0	343604	Ultra Clean WW
8.710-071.0	343603	Ultra Clean HC

### Repair Kits

8.701-879.0	753188	Swivel Seal Kit; Classic & Ground Force
8.701-882.0	092108	Swivel Seal Kit; Ultra Clean
8.701-883.0	092109	Swivel Complete Kit; Ultra Clean
8.701-884.0	600640	Swivel Complete Kit; Classic, Big Guy & Ground Force

NOTE: 8.707-653.0 - 2.5 x 25" 1/4" Nozzle Fits All Models

## Mosmatic Surface Cleaners & Duct Cleaner



### Turbo Surface Cleaner

Delivers high-pressure performance with low maintenance for any hot or cold pressure washer. Completely stainless steel design makes this the toughest surface cleaner available in the pressure cleaning market.



- 250°F
- 4000 PSI
- 6.5lbs

Swiss engineered with high RPM Swivel features reinforced self-lubricated stainless steel ball bearings and dual spring based carbide seal bushings for long-lasting operation under tuff conditions.

Ideal for Pressure Washer Contractor to clean Walls, Ceilings, Public Facilities, Tile Floors and other hard to reach areas. Uses 1/8" meg 1503 nozzles.



- 250°F
- 4000 PSI
- 2lbs
- Inlet Ports: 3/8" NPTF

### Duct Cleaner

Designed as an accessory for use with high pressure pumps or pressure washers. Cleans Ducts, Chutes, Vents, Restaurant Exhausts, Tanks, etc.

Self rotating and feeding stainless steel triple bearing system for constant easy turning. Nozzle holders are 1/8" NPTF. Nozzles are sold separate.



**NEW!**

### 12" Surface Cleaner

Designed for effortless cleaning of small areas including walls and angled surfaces.

High RPM swivel with integrated toggle joint and adjustable tension system.

- 250°F
- 4000 PSI
- 9lbs
- 12" SS Cover



Part No.	Original No.	Description	PSI
8.712-284.0	411171A	Turbo Cleaner - 8"	4000
8.712-280.0	411156	Duct Cleaner TXR-2s, Adjustable	4000
8.712-279.0	411155	Duct Cleaner TXR-2s, Fixed	4000
8.749-911.0		Surface Cleaner - 12"	4000

## Mosmatic Roof Cleaner



Industrial quality tool specially designed for efficient, high pressure roof cleaning while keeping the operator in a safe area.

- 21-inch
- 4000 PSI
- 250°F
- 31.9 lbs.
- Pressure gauge
- Ball valve
- Adjustable Wheels (height & width)
- Safety eye connection for rope or cable
- (2) 1/8" nozzles sold separately



**NEW!**

Part No.	Description
8.749-910.0	Mosmatic Roof Cleaner

## Sandblast Kit - Carbide Nozzle Industrial Grade



A Venturi orifice creates a uniform blast pattern, doubles sand velocity and produces up to 45% more work with 20% less sand.



- 5500 PSI Max Working Pressure
- 10 GPM Max Flow
- 200°F
- 10 lbs.
- Nozzle tips sold separately

Part No.	Original No.	Description
8.701-485.0	084079	Sand Blask Kit DWSDBTK

## Sandblast Nozzles Tips



Replacement tips for Sandblaster Kit (part no. 8.701-485.0 - Original No. 092157)  
• Use 1/4" meg 5° spray tip

Part No.	Original No.	Description
8.707-668.0	251159	4.0 x 5° Tip
8.707-685.0	251198	5.0 x 5° Tip
8.707-696.0	251221	5.5 x 5° Tip
8.707-701.0	251237	6.0 x 5° Tip
8.707-709.0	251256	6.5 x 5° Tip

## Sandblast Kit - Carbide Nozzle Industrial Grade



A Venturi orifice creates a uniform blast pattern, doubles sand velocity and produces up to 45% more work with 20% less sand.



- Solid carbide blast nozzle
  - Venturi orifice design
  - Volume control sand feed valve
  - Up to 3500 PSI
  - Up to 750 lbs of sand per hour
- Kit contents:** Sand head w/ carbide nozzle, 20" lance, Sand probe, 13-1/2' sand hose, Sand flow regulator valve

Orifice Size	Part No.	Orig. No.	Orifice Size	Part No.	Orig. No.
4.0	8.903-062.0	293021	6.0	8.904-399.0	391556X
4.5	8.904-396.0	391553X	7.0	8.904-400.0	391557X
5.0	8.904-398.0	391555X	10.0	8.904-402.0	391560X
5.5	8.904-395.0	391550X			

Part No.	Original No.	Description
8.712-423.0	293020	Kit with 4.0 Steel Nozzle
8.712-419.0	900781	Solid Carbide Nozzle only
8.712-418.0	900780	Steel Nozzle only
8.701-617.0	086930	Probe only

Tip-Jet Nozzles for water nozzle replacement or for system volume changes


Orifice Size	Part No.	Orig. No.	Orifice Size	Part No.	Orig. No.	Orifice Size	Part No.	Orig. No.
3.0	8.708-016.0	253316	5.5	8.708-031.0	253355	7.5	8.708-046.0	253392
4.0	8.708-019.0	253330	6.0	8.708-035.0	253365	8.0	8.708-050.0	253400
4.5	8.708-023.0	253338	6.5	8.708-039.0	253375	9.0	8.708-054.0	253415
5.0	8.708-027.0	253346	7.0	8.708-042.0	253383	10.0	8.708-058.0	253456

# Legacy Undercarriage Cleaner



Legacy is proud to offer the Undercarriage Cleaner, an ideal way to clean under vehicles and heavy equipment.

- No more crawling under a vehicle
- Simply connect to your hot or cold water pressure washer
- Easy to handle & maneuver
- Removes road grime, fuel & oil contaminants
- Removes snow sludge & ice
- Provides a clean working environment for technicians
- Stainless steel rotating assembly built to withstand pressures up to 4000 PSI and 250°F
- 5.5" Required Clearance
- 7250 PSI Carbon Steel Ball Valve



Part No.	Description
8.749-303.0	Undercarriage Cleaner

## Water Broom 16"



- 4000 PSI
- Fits any 1/4" lance
- Requires (4) 1/4" nozzles and lance

Part No.	Original No.	Description
8.710-082.0	343615	Water Broom 16"



# PRESSURE WASHERS ACCESSORIES

## Professional Sandblast Head



- Long-wearing Carbide sand nozzle
- 1/4" FPT water inlet
- 200°F
- 10 GPM
- 3500 PSI
- Sand probe weight 6 oz, length 16"
- Head weight 13 oz

Nozzle Size	Part No.	Orig. No.	Nozzle Size	Part No.	Orig. No.
3.5	8.711-242.0	391631	5.5	8.711-245.0	391635
4.0	8.711-243.0	391632	6.0	8.904-404.0	391636
4.5	8.711-244.0	391633	8.0	8.711-246.0	391637
5.0	8.904-403.0	391634			

Part No.	Original No.	Description
8.711-247.0	391640	Sand Probe
8.901-264.0	121041	1/2" ID Polybraided Tubing, 25'

## Stainless Steel Sewer Nozzles



- 4100 PSI
- Corrosion resistant stainless steel
- One forward orifice
- Three rear orifices

Part No.	Original No.	Nozzle Size	Size
8.710-905.0	373075	1/8" FPT	5.0
8.710-906.0	373076	1/8" FPT	5.5
8.710-907.0	373077	1/8" FPT	6.0
8.710-908.0	373078	1/4" FPT	6.5
8.710-909.0	373079	1/4" FPT	7.0
8.710-910.0	373080	1/4" FPT	9.5

## Foot Controlled Pressure Valve



Operators of sewer and tube cleaning equipment need both hands free to feed or retract the hose in the sewer line. Foot operated valve allows hands-free control.



8.710-134.0      8.709-972.0

- Inlet 3/8" - outlet 1/4"
- Brass body – stainless steel valve
- Steel cover for safety
- Up to 12 GPM
- Up to 5000 PSI

Part No.	Original No.	Description	PSI
8.710-134.0	344200	Sewer Cleaner Foot Valve	3000
8.709-972.0	342024*	Foot Valve w/ ST-2305	5000
8.701-657.0	089006	Repair Kit - Foot valve	
8.701-673.0	089850	Repair Kit ST-2305	

\*Heavy gauge steel construction for durability and stability



Kit

Part No.	Original No.	Description	PSI
8.711-526.0	4-0193	25' Hose, #4.5 Nozzle, Foot Valve	3000

## Sewer / Tube Cleaning Nozzles **SUTTNER**

The reverse jets on the fixed and rotary nozzles pull the hose through the tube or sewer line and blast debris from line or tube walls.



- Backward ports drive the nozzle forward and flush debris
- Forward ports blast into pipe and breaks up clogs & debris
- Physically small for cornering ability
- 4200 PSI
- Corrosion resistant stainless steel construction
- Orifice size indicated on non-rotating styles
- Rotating style adds extra agitation and surface cleaning

Part No.	Original No.	Description	Orifice Size	O.D.	Ports
<b>Non-Rotating Sewer Nozzles</b>					
8.710-875.0	373024	1/8" Nozzle	4.5	.580"	0-forward, 3 back ports
8.710-874.0	373023	1/8" Nozzle	5.5	.580"	1-forward, 3 back ports
8.710-878.0	798985	1/4" Nozzle	4.5	.730"	1-forward, 3 back ports
8.710-876.0	798986	1/4" Nozzle	5.5	.730"	1-forward, 3 back ports
8.710-877.0	798987	1/4" Nozzle	6.0	.730"	1-forward, 4 back ports
8.710-880.0	798988	1/4" Nozzle	7.5	.730"	1-forward, 4 back ports
8.710-879.0	373028	1/4" Nozzle	8.0	.730"	1-forward, 3 back ports
8.710-881.0	373032	1/4" Nozzle	12	.730"	1-forward, 3 back ports
8.710-885.0	373038	3/8" Nozzle	4.0	.920"	1-forward, 3 back ports
8.710-884.0	373037	3/8" Nozzle	5.5	.920"	1-forward, 3 back ports
8.710-886.0	373039	3/8" Nozzle	8.5	.920"	1-forward, 4 back ports
8.710-883.0	373036	3/8" Nozzle	12	.920"	1-forward, 4 back ports
8.710-882.0	373035	3/8" Nozzle	14	.920"	1-forward, 4 back ports



0-forward, 3 back ports      1-forward, 3 back ports      1-forward, 4 back ports



- Rotating sewer nozzle
- Adds extra agitation
- 4000 PSI
- **Back Jet Only**

Part No.	Original No.	Rotating Nozzle	Size	Ports
<b>Rotating Sewer Nozzles</b>				
8.710-899.0	799451	1/8"	5.5	0-forward, 3 back ports
8.710-898.0	799452	1/4"	5.5	0-forward, 3 back ports
8.710-900.0	799453	1/4"	8.0	0-forward, 3 back ports
8.710-887.0	373040	1/4" Duct Clnr*	5.5	0-forward, 2 side ports

\*Duct Cleaner jet to sides instead of reverse



0-forward, 3 back ports

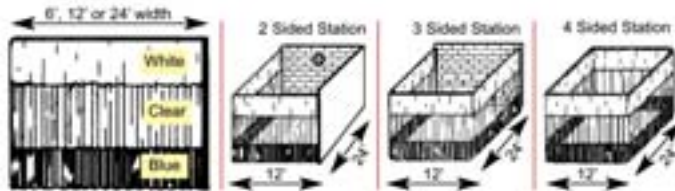
0-forward, 2 side ports

## Goff's Curtain Walls

**Build a Power Wash Cell to meet your needs.** Goff's Curtain Walls™ increase useable floor space while controlling overspray, contaminants, climate, and noise levels. Curtain Walls™ glide easily on steel track and dual-wheeled rollerhooks. Made from a combination of 14-oz. heavy-duty, reinforced vinyl and double-polished 20-mil clear PVC material. Reinforced hems and chain-weighted lower hems add durability. Hook and loop fasteners on side hems attach to adjacent panels. Meet NFPA-701 requirements for flame retardancy. Curtains are also rot and mildew resistant. Standard model has a white vinyl top, clear PVC center, and blue vinyl bottom.



- #2 Brass tooth grommets on 1' centers
- 14 oz. reinforced vinyl white top section
- All seams double locked stitched
- Hook & Loop Fasteners allow adjacent panels to be easily attached to one another
- 20 mil. double polished clear window
- All sections joined together using mildew/rot resistant thread
- 14 oz. reinforced colored vinyl section (your choice of over 12 different colors)
- Chain weighted lower hem



Part No.	Original No.	Description	PSI
<b>Single</b>			
9.841-694.0	681133	6' width x 12' high	1500
8.717-007.0	681083	12' width x 8' high	1500
8.717-008.0	681084	12' width x 9' high	1500
8.739-485.0	681082	12' width x 12' high	1500
8.717-009.0	681086	24' width x 10' high	1500
8.739-486.0	681087	24' width x 12' high	1500
<b>Station</b>			
9.841-695.0	681145	4-sided x 12' high	1500

includes hardware, track & rollers (white top, clear center & blue bottom panel)  
All 2,3 & 4-sided stations are 12' wide x 24' long (see diagram above)

Other sizes available - call for details and pricing

## Mat Clamp



- Hang floor mats, scrubber pads, rugs, rags, coveralls, etc., for close-up pressure washing and drying

Part No.	Original No.	Description
8.709-071.0	823885	Aluminum Spring Action

## Touch-Up Paint



- Matches the color on your Hotsy
- Comes in aerosol or dab/brush

Part No.	Original No.	Description
8.720-519.0	910215	12 oz Aerosol - Red
8.714-499.0	502.703	12 oz Aerosol - Dove Gray
8.723-214.0	503.088	12 oz Aerosol - APW Gray
8.720-392.0	910216	.6 fl oz Capbrush - Red

NOTE: Aerosol containers cannot ship UPS Air

## Dual Chemical Systems



- New deep-ribbed yellow casing, stays flexible even in cold temperature
- Hose assembly complete with gun and amphenol connectors pre-wired
- Fully compatible with Power Blaster, Two-Step, Chemex and most other cold water dual chemical systems

Part No.	Original No.	Description
8.709-044.0	285116	80' R2 Electric (5 wire)
8.709-045.0	285120	100' R2 Electric (5 wire)

## Shipping Tape & Dispenser

Big 2" x 110 yard rolls of clear. Biaxially-oriented polypropylene for secure packages.



- Heavy-duty tape dispenser with serrated blade

Part No.	Original No.	Description
8.704-707.0	118916	Dispenser Boxed
8.901-249.0	118918	110 Yard Roll

## ST-35 Pit Boss Sludge Sucker **SUTTNER**

Sludge Sucker uses a high pressure water stream (1000-3000 PSI) to suck the sludge off the bottom of pits or tanks and eject it through a 1-1/2" (15' long) hose to a disposal tank.



The base unit attaches to the end of a pressure washer lance with a quick coupler for extension to the bottom of the pit. Uses a 0° tip for suction/power ejection.

- Uses standard 1/4" MPT nozzle
- Easy to change for different plumbing system flows and pressures

Part No.	Original No.	Description
8.712-502.0	829956	ST-35 Pit Boss, 4.5 Nozzle/ 15' Hose
8.712-504.0	829957	ST-35 Pit Boss, 5.0 Nozzle/ 15' Hose
8.715-370.0	829958	ST-35 Pit Boss, 5.5 Nozzle/ 15' Hose
8.712-503.0	829959	ST-35 Pit Boss, 6.0 Nozzle/ 15' Hose

## Drum Tool Accessories

### The Indispensable Tools.



8.712-534.0



8.704-689.0



8.704-691.0



8.707-474.0

8.704-692.0

Part No.	Original No.	Description
8.712-534.0	449339	Drum Plug Wrench
8.704-689.0	118400	Lid-Off
8.704-691.0	118404	Funnel, 7" x 10"
8.704-692.0	118407	3/4" Faucet
8.704-693.0	118408	2" Faucet

### Load Cincher Tie Downs

8.707-473.0	249938	7/8" x 5-1/2' (Non-Ratchet) "Quick Lock"
8.707-474.0	249939	1" x 15' (Ratchet) "Tight Lock"

## Gloves - Industrial Duty

Industrial Grade Gloves for most industry needs chemical/ heat/ abrasion/ laceration protection.



8.704-668.0

Gray – split cowhide work gloves, 2-1/2" gauntlet unlined – great general purpose work glove.



8.704-669.0

Black, 14" PVC glove lined with cotton for the most demanding chemical handling. Resists alkalines, acids – even works well as a sandblasting glove.

Part No.	Original No.	Description
8.704-668.0	116105	Gray Roughout
8.704-669.0	116114	Black PVC

## Fiberglass "Super Handles"



- Tough - durable - lightweight
- No cracking - splintering
- No kinks - dents
- Safer around electrical hazards
- Easy-Twist cam lock extension
- Super heavy-duty aluminum alloy threads
- Standard 3/4" Acme thread fits: Brooms, brushes, utility tools
- Optional reduction adapter for 3/4" to Acme standard

Part No.	Original No.	Description
<b>Super Handles</b>		
8.709-306.0	306864	48" Length (4 ft)
8.709-307.0	306865	60" Length (5 ft)
8.709-308.0	306866	72" Length (6 ft)
<b>Super-Extension Handles</b>		
8.709-309.0	306868	4 ft to 8 ft Ext
8.709-310.0	306869	6 ft to 12 ft Ext
8.709-311.0	306870	8 ft to 16 ft Ext
8.700-308.0	075271	Threaded Adapter

## Brushes



**Rotating Brush** - Natural Bristle (soft) used for painted surfaces. Nylon Bristle (stiff) used for removing scum and grime on fiberglass boats, etc.



8.709-312.0



8.717-581.0

- Internal nozzle = size 20
- Max Flow 8 GPM

Part No.	Original No.	Description
<b>Brush Unit Complete</b>		
8.709-312.0	1-20	Natural
8.717-581.0	814120	Nylon
<b>Replacement Brushes</b>		
8.709-313.0	306927	Natural
8.717-473.0	814121	Nylon

### Truck Wash Brush



- Flag-tipped
- Soft bristle
- Acme thread for Super Handles, Flow-Thru lances or broom handles

Part No.	Original No.	Description
8.709-298.0	306800	2-1/2" Bristle w/bumper x 10"
8.709-303.0	306818	2-1/2" Bristle x 18"
8.709-304.0	306824	2-1/2" Bristle x 24"
8.709-305.0	306860*	60" Flow Thru Lance

\*with Acme Thread & Garden Hose Attachment

**Deck Scrub Brush – Over / Under** - Unique Heavy-duty Scrub Brush with Multi-Level/Angle.



- Trimmed for cleaning hard-to-reach areas
- 10" molded polypropylene foam block does not warp or absorb water
- Stiff polypropylene bristle for aggressive cleaning
- Excellent chemical resistance
- Use with threaded handle
- Not a Flow Thru

Part No.	Original No.	Description
8.709-302.0	306812	Deck Scrub Brush

**Tractor Brush** - Soft for gentle cleaning of fine finishes.



Part No.	Original No.	Description
8.709-300.0	306802	Flag Tip Window 10"

## Thread Lock Products



**NUT GRADE™** Medium strength thread locking. Seals most types of nuts and bolts, allowing disassembly with standard tools. Blue in color; removable and non-running.

**STUD GRADE™** Very high strength PERMANENT thread locking for maximum security. Suitable for most applications on fasteners up to 1" in diameter where disassembly is not required. Red in color.



**PENETRATING ADHESIVE (SEALANT)** is designed specifically for use on pre-assembled connections. Seals small gaps through capillary action. Green in color.

- Direct replacement for LocTite® and Fel-Pro™ products
- ND™ anaerobic adhesives are liquid materials that cure to a solid, chemical-resistant plastic state when air is not present
- Excellent lubricant; prevents corrosion and fretting

Part No.	Original No.	Description	LocTite Equiv	Bottle Size
8.704-644.0	112350	Nut Grade™	242	10 ml
8.704-645.0	112352	Nut Grade™	242	50 ml
8.704-646.0	112354	Nut Grade™	242	250 ml
8.704-648.0	112360	Stud Grade™	271	10 ml
8.704-649.0	112362	Stud Grade™	271	50 ml
8.704-650.0	112367	Penetrating Adhesive (Sealant)	290	10 ml

Nut Grade™ and Stud Grade™ are trademarks of the Oakland Corp. LocTite® is a registered trademark of the LocTite Corp.

## Air Power Sprayers



- Pump-up style
- Heavy-duty plastic sprayers for chemical applications
- Both models have adjustable nozzle – from mist to solid stream
- 2 gallon unit has 2' hose and hand trigger
- Excellent chemical resistance
- Locking hand pump handle serves as carrying handle

Part No.	Original No.	Description
8.704-703.0	118842	Thumb Button 3 Pint
8.704-702.0	118835	2 Gallon Sprayer

## Sewer Hose



**SUPER FLEXIBLE SEWER LINE HOSE** Hose and couplings have small outside diameter, allowing hose and nozzles to fit through sewer line. Sewer line has Super Tough poly-ether cover over ultra-flexible nylon tube. (1/8" sewer nozzle and hose will operate through many 1-1/2" lines.)



(Nozzles not included.)

- 150°F
- Nylon tube, poly-ether cover

Part No.	Original No.	Description
<b>1/8" hose – 3000 PSI working pressure</b>		
8.705-601.0	150960	1/8" x 25' Hose (1/4" Inlet/1/8" Outlet)
8.705-602.0	150963	1/8" x 50' Hose (1/4" Inlet/1/8" Outlet)
8.705-603.0	150964	1/8" x 100' Hose (1/4" Inlet/1/8" Outlet)
<b>1/4" Hose – 2500 PSI working pressure</b>		
8.705-607.0	150968	1/4" x 50' Hose (1/4" Inlet/1/4" Outlet)
8.705-608.0	150970	1/4" x 100' Hose (1/4" Inlet/1/4" Outlet)
<b>1/4" Hose – 4200 PSI working pressure</b>		
8.705-610.0	150972	1/4" x 50' Hose (1/4" Inlet/1/4" Outlet)
8.705-611.0	150973	1/4" x 100' Hose (1/4" Inlet/1/4" Outlet)

## Siphon Pumps

Siphon liquids from higher to lower levels. Simply pump the bellows a few times to prime and start flow. Loosen air lock to stop.



- Drum pump fits 15, 30 & 55 gallon drums
- Fit 2" bung opening
- Excellent for: alkaline & acidic chemicals, diesel fuel, & oils
- Not for use with solvents!

Part No.	Original No.	Description
8.704-699.0	118431	Super Duty "PE/PVC" 7 GPM
8.704-698.0	920795	Red Hex Head (Heavy-duty)
8.704-696.0	920789	Red Head (Standard duty)
8.704-694.0	118420	Pail Pump (5 Gallon)

## Drum / Tank Pump - Crank Type

Chemical-resistant, lightweight pump, ideal for dispensing chemicals, pesticides and oils. **Polypropylene** for most alkalies, dilute acids, pesticides, and most oils & solvents. **Ryton** for extremely aggressive acids, aromatic and aliphatic hydrocarbons.



### SPECIFICATION:

- 11 oz per revolution
- 6 GPM @ 70 RPM
- Viton seals
- Polypropylene gasket
- 2" bung adapter
- Outlet 3/4" barb 2 piece
- 47" suction tube
- Weight: 2.6 lbs

Part No.	Original No.	Description
8.704-700.0	118435	Polypropylene Pump (Standard)
8.704-701.0	118438	Ryton Pump (Deluxe)
8.700-526.0	076975	Replacement Handles

## Rain Suit - 2 Piece



- Heavy-duty 2-ply laminated vinyl (25 mil)
- Jacket & pants
- Bright safety yellow
- Vented for air flow

Part No.	Original No.	Description
8.704-666.0	116100	Large
8.704-667.0	116101	Extra Large

## Amazing Pocket Reference - 3rd Edition



A ton of information in a 5 oz book!

- Air & gases
- Automotive
- Chemistry
- Electrical
- Physical constants
- Math
- 3350 conversion factors
- Plumbing & pipe
- Over 20 other subject areas

Part No.	Original No.	Description
8.712-505.0	449015	Pocket Reference